

Classic French Sliding Patio Doors

Thermo-Tech French Sliding Patio Doors are engineered for superior performance and energy efficiency. Operation is superb via dual ball bearing adjustable rollers. Classic French style doors have wider stiles and rails for more of an upscale look, enhancing the appearance and value of your home. Custom-fit to your rough opening or twenty-two standard sizes to fit some of those old patio door rough openings without adding on the exuberant cost.

STANDARD FEATURES

- Standard and custom sizes
- High-performance LoE³™ 366 or standard LoE²™ 272 insulated glass
- Dual-point locking system
- Color matched handle to the exterior door or four additional custom colors available
- Durable stainless steel adjustable ball bearing rollers
- Matching frame for sidelights
- Aluminum reinforced sashes
- Stainless steel roller track
- Welded master frame with structurally fastened sashes
- Optional keyed locking system
- Aluminum scuff resistant threshold
- Sliding adjustable aluminum screws with BetterVue® fiberglass mesh
- Decorative inner grids available



DOOR COLORS

Available in popular colors to fit any home decor.

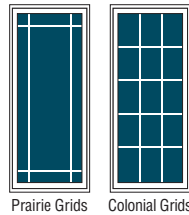


Available in White, Tan and Sandalwood or upgrade to Light or Dark Oak laminates.

Laminates available with White and Sandalwood exterior colors and only.

GRIDS

The 5/8" flat or 3/4" contoured aluminum inner grids are matched to the door color and installed in the insulated air space between the panes of glass.



HANDLE OPTIONS

Standard hardware

Available in all exterior colors.



Custom hardware

Split handle sets with designer interior finishes and exterior handles to match exterior door color.



QUALITY CONSTRUCTION FOR DURABILITY AND SUPERIOR ENERGY SAVINGS:

100% virgin super-insulating polyvinylchloride

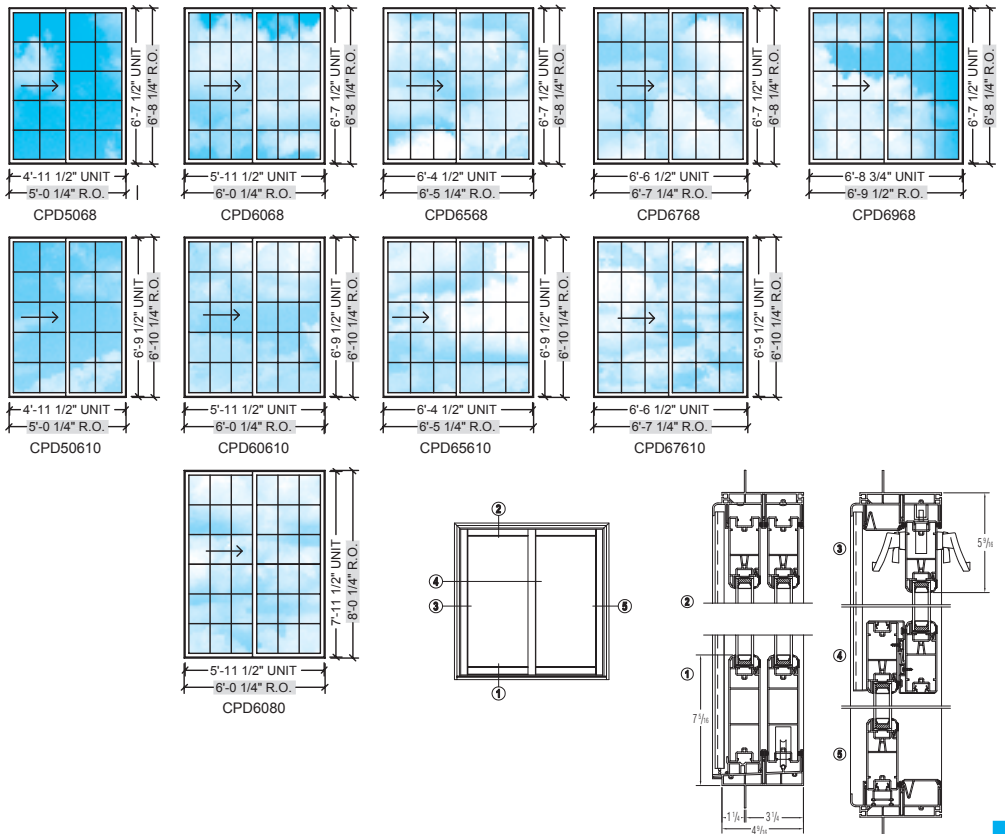
Durable and attractive multi-point locking hardware

Two panes of Argon filled double-strength LoE³™ 366 or LoE²™ 272 glass provide superior insulation

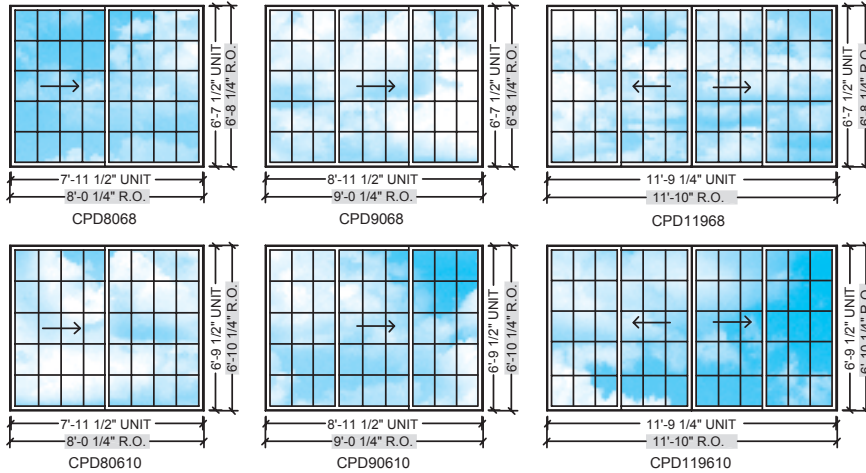
Aluminum threshold protects the sill from debris and damage



CLASSIC FRENCH STYLE PATIO DOORS – 2-PANEL STANDARD SIZES

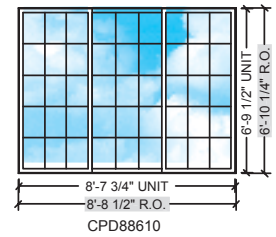
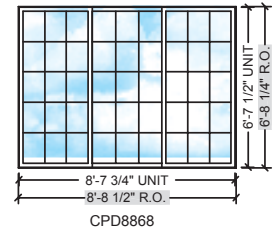


CLASSIC FRENCH STYLE PATIO DOORS – 2-PANEL, 3-PANEL & 4-PANEL STANDARD SIZES



NEW

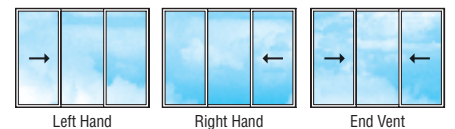
3-PANEL CLASSIC DOOR STYLES



CLASSIC FRENCH STYLE TRANSOMS – STANDARD SIZES

UNIT DIMENSIONS		4'-11 1/2"	5'-11 1/2"	6'-4 1/2"	6'-6 1/2"
ROUGH OPENINGS		5'-0 1/4"	6'-0 1/4"	6'-5 1/4"	6'-7 1/4"
1'-0"	1'-0 3/4"				
	1'-5 1/2"				
	1'-11 1/2"				
	1'-0"				
	1'-5 1/2"				
	1'-11 1/2"				
UNIT DIMENSIONS		7'-11 1/2"	8'-11 1/2"	11'-9 1/4"	
ROUGH OPENINGS		8'-0 1/4"	9'-0 1/4"	11'-10"	
1'-0"	1'-0 3/4"				
	1'-5 1/2"				
	1'-11 1/2"				
	1'-0"				
	1'-5 1/2"				
	1'-11 1/2"				

CONFIGURATIONS



TRANSOMS

UNIT DIMENSIONS		8'-7 3/4"
ROUGH OPENINGS		8'-8 1/2"
1'-0"	1'-0 3/4"	
	1'-5 1/2"	
	1'-11 1/2"	



Energy Star® qualified in all four climate zones.